

Documentary

A documentary should reflect your ability to use audiovisual equipment to communicate your topic's significance. The documentary category will help you develop skills in using photographs, film, video, audio, computers, and graphic presentations. Your presentation should include primary source materials and also must be an original production. To produce a documentary, you must have access to equipment and be able to operate it.

Evaluation Criteria

Evaluation criteria rankings are made by a consensus reached by the judge team using the scale:
Superior — Excellent — Good — Needs Improvement

Historical Quality = 60%

- Entry is historically accurate
- Shows analysis and interpretation
- Places topic in historical context
- Shows wide research
- Use available primary sources
- Research is balanced

Relation to Theme = 20%

- Clearly relates topic to theme
- Demonstrates significance of topic in history and draws conclusions

Clarity of Presentation = 20%

- Presentation, written material are original, clear, appropriate, organized and articulate
- Entry's visual impact is appropriate to topic

Rules and Requirements

General Rules

- Topic should clearly relate to the annual theme, "Triumph & Tragedy in History."
- You should only participate in one category and create an original project without improper assistance. Credit must be given properly when appropriate.
- You must abide by the rule prohibiting costumes and historical materials during the interview and presentation to judges. You may wear costumes or display historical materials when filming yourselves as part of the documentary itself.
- You must understand that using someone else's work without properly crediting it is plagiarism and will result in disqualification.

Documentary Requirements

- The documentary is original academic work made by you.
- Documentary is less than ten minutes in length (from the first frame to the end of the credits).
- Only you and the subjects of your interviews (participants in a historical event, experts or people you have interviewed) may appear on camera. You may create narration, voice-overs, or dramatizations in your documentary.

- You must credit and cite all sources in the annotated bibliography as well as in the credits of the documentary itself.
- You must include a readable list of credits that acknowledges the sources of all photographs, images, video, music, film, and media clips.

Judging and Interview Requirements


- You must be able to operate all equipment, including any provided laptops and projectors.
- You must set up the documentary in five minutes or fewer, without assistance at the beginning and end of the presentation.
- In the preliminary judging round you must provide a copy of your process paper (3 copies) and annotated bibliography (3 copies) to the judges before you begin the presentation. In the final judging round you must provide a copy of your process paper (1 copy) and annotated bibliography (1 copy) to the judges before you begin the presentation.
- You are required to announce the title of your project and your name(s) before the documentary begins. You are not allowed to provide commentary or live narration during the presentation to judges.
- Judges cannot interact with the equipment in any way and the documentary must play on its own.

Written Materials

- Annotated bibliography** that contains:
 - Complete list of all sources used separated by primary and secondary sources
 - Annotations for each source
- Four (4) copies of the process paper** (500 words or fewer) that addresses:
 - How the topic was chosen
 - How research was conducted
 - Why the documentary category was selected
 - How the project was developed
 - How the project relates to the theme "Triumph & Tragedy in History"
- A title page** with the process paper that includes:
 - Title of documentary
 - Names of creator(s)
 - Division (junior or senior and group or individual)
 - Process paper word count
 - No other information (i.e., school, state, teacher, course)
 - Example:

The Americans Are Very Strong

Molly Doe and John Doe
 Junior Division
 Group Documentary
 Process Paper Word Count: 465



Read the full rules in the National History Day Contest Rule Book available at iowaculture.gov/nhd/projects

Exhibit

The exhibit category is three dimensional and is displayed on a physical structure. Exhibits use color, images, documents, objects, graphics, and design, as well as words, to tell your story. Exhibits can be interactive experiences by asking viewers to play music, look at a video, or open a door or window to see more documents or photos.

Evaluation Criteria

Evaluation criteria rankings are made by a consensus reached by the judge team using the scale:
Superior — Excellent — Good — Needs Improvement

Historical Quality = 60%

- Entry is historically accurate
- Shows analysis and interpretation
- Places topic in historical context
- Shows wide research
- Use available primary sources
- Research is balanced

Relation to Theme = 20%

- Clearly relates topic to theme
- Demonstrates significance of topic in history and draws conclusions

Clarity of Presentation = 20%

- Exhibit, written material are original, clear, appropriate and organized
- Entry has visual impact

Rules and Requirements

General Rules

- Topic should clearly relate to the annual theme, "Triumph & Tragedy in History."
- You should only participate in one category and create an original project without improper assistance. Credit must be given properly when appropriate.
- You must abide by the rule prohibiting costumes and historical materials other than those contained in the exhibit itself.
- You must understand that using someone else's work without properly crediting it is plagiarism and will result in disqualification.

Exhibit Requirements

- Exhibit must be no larger than 40 inches wide, 30 inches deep, and 6 feet high. If the exhibit is circular or rotating, it must be no larger than 30 inches in diameter and 6 feet high.
- Measurement of the exhibit does not include the table on which it rests; however, it does include any stand that you create and any table drapes that hang off the table under the project.
- Exhibit contains 500 or fewer student-composed words (excluding brief citations that credit sources).
- Media devices (DVD players, tablets, computers, etc.) used in an exhibit must not run for more than a total of three minutes.

- ❑ Quotes from another source (clip from a documentary, primary source music, etc.) are considered quotes. Any student-composed questions, narration or graphics incorporated within a media presentation are subject to the 500-word limit.
- ❑ You must credit and cite all sources in the exhibit and annotated bibliography.

Judging and Interview Requirements


- ❑ You may have assistance carrying your exhibit to the judging location and lifting it onto the table however, you must do all the setup yourself.
- ❑ Introduce yourself to the judges. In the preliminary judging round you must provide a copy of your process paper (3 copies) and annotated bibliography (3 copies) to the judges before you begin the interview. In the final judging round you must provide a copy of your process paper (1 copy) and annotated bibliography (1 copy) to the judges before you begin the presentation.
- ❑ Viewers and judges must be able to control media devices. Any media devices must fit within the size limits of the exhibit.

Written Materials

- ❑ **Annotated bibliography** that contains:
 - ❑ Complete list of all sources used separated by primary and secondary sources
 - ❑ Annotations for each source
- ❑ **Four (4) copies of the process paper** (500 words or fewer) that addresses:
 - ❑ How the topic was chosen
 - ❑ How research was conducted
 - ❑ Why the exhibit category was selected
 - ❑ How the project was developed
 - ❑ How the project relates to the theme “Triumph & Tragedy in History”
- ❑ **A title page** with the process paper that includes:
 - ❑ Title of exhibit
 - ❑ Names of creator(s)
 - ❑ Division (junior or senior and group or individual)
 - ❑ Process paper word count
 - ❑ No other information (i.e., school, state, teacher, course)
 - ❑ Example:

The Americans Are Very Strong

Molly Doe and John Doe
 Junior Division
 Individual Exhibit
 Process Paper Word Count: 465



Read the full rules in the National History Day Contest Rule Book available at iowaculture.gov/nhd/projects

Paper

A paper is a highly personal and individual effort, and if you prefer to work alone this may be the category for you. Papers depend almost entirely on words to tell the story, and you can usually include more information in a paper than in some of the other categories. The paper category does not require a process paper to be submitted with the project.

Evaluation Criteria

Evaluation criteria rankings are made by a consensus reached by the judge team using the scale:
Superior — Excellent — Good — Needs Improvement

Historical Quality = 60%

- Entry is historically accurate
- Shows analysis and interpretation
- Places topic in historical context
- Shows wide research
- Use available primary sources
- Research is balanced

Relation to Theme = 20%

- Clearly relates topic to theme
- Demonstrates significance of topic in history and draws conclusions

Clarity of Presentation = 20%

- Paper is original, clear, appropriate, organized and well-presented
- Text is free of grammatical and spelling errors and is neatly prepared

Rules and Requirements

General Rules

- Topic should clearly relate to the annual theme, "Triumph & Tragedy in History."
- You should only participate in one category and create an original project without improper assistance. Credit must be given properly when appropriate.
- You must abide by the rule prohibiting costumes and historical materials during the interview with judges.
- You must understand that using someone else's work without properly crediting it is plagiarism and will result in disqualification.

Documentary Requirements

- Your paper must be between 1,500 and 2,500 words (including quotations from primary and secondary sources).
- An appendix is not required, however images included in an appendix must be directly referenced in the text of the paper.
- You must choose a method of citation (footnotes, endnotes or internal citations) and have credited sources throughout the paper.
- Your paper should be typed on 8.5"x11" paper with 1" margins on all sides, double-spaced, using 12 point type.

- Your paper must have numbered pages and should be stapled in the top left corner.
- The paper or other written materials may not be enclosed in decorative report covers or have photographs/graphics on the title page.


Judging and Interview Requirements

- You must submit your paper, including the title page and annotated bibliography by the contest deadline.

Additional Written Materials

- Annotated bibliography** that contains:
 - Complete list of all sources used separated by primary and secondary sources
 - Annotations for each source
- A title page** with the paper that includes:
 - Title of paper
 - Your name
 - Division (junior or senior)
 - Paper word count
 - No other information (i.e., school, state, teacher, course)
 - Example:

The Americans Are Very Strong Molly Doe Junior Division Historical Paper Process Paper Word Count: 465



Read the full rules in the National History Day Contest Rule Book available at iowaculture.gov/nhd/projects

Performance

The performance category is the only one that is presented live. Developing a strong narrative that allows your subject to unfold in a dramatic and visually interesting way is important. Memorizing, rehearsing, and refining your script is essential, so you should schedule time for this in addition to research, writing, costuming and prop gathering.

Evaluation Criteria

Evaluation criteria rankings are made by a consensus reached by the judge team using the scale:
Superior — Excellent — Good — Needs Improvement

Historical Quality = 60%

- Entry is historically accurate
- Shows analysis and interpretation
- Places topic in historical context
- Shows wide research
- Use available primary sources
- Research is balanced

Relation to Theme = 20%

- Clearly relates topic to theme
- Demonstrates significance of topic in history and draws conclusions

Clarity of Presentation = 20%

- Presentation, written material are original, clear, appropriate, organized and articulate
- Performers show good stage presence; props and costumes are historically accurate

Rules and Requirements

General Rules

- Topic should clearly relate to the annual theme, "Triumph & Tragedy in History."
- You should only participate in one category and create an original project without improper assistance. Credit must be given properly when appropriate.
- You must understand that using someone else's work without properly crediting it is plagiarism and will result in disqualification.

Performance Requirements

- The performance is original academic work made by you.
- Performances must not exceed ten minutes in length. Timing starts at the beginning of the performance following the announcement of the title and student name(s).
- Use of slides, mp3 players, computers or other media within your performance is permitted. You must provide and run all equipment and carry out any special lighting or sound effects.
- Only those student(s) listed as entrants may participate in the production.
- You may have assistance in producing your costume, but the design, choice of fabrics, etc., must be your own. Or, you may rent a costume.


Judging and Interview Requirements

- You will be allowed five minutes to set up and five minutes to remove any props needed for your performance. Performance setup and removal must be done only by the student(s).
- In the preliminary judging round you must provide a copy of your process paper (3 copies) and annotated bibliography (3 copies) to the judges before you begin the presentation. In the final judging round you must provide a copy of your process paper (1 copy) and annotated bibliography (1 copy) to the judges before you begin the presentation.
- You are required to announce the title of your project and your name(s) before the performance begins.
- Judges cannot interact with the equipment/props during the performance.

Written Materials

- Annotated bibliography** that contains:
 - Complete list of all sources used separated by primary and secondary sources
 - Annotations for each source
- Four (4) copies of the process paper** (500 words or fewer) that addresses:
 - How the topic was chosen
 - How research was conducted
 - Why the performance category was selected
 - How the project was developed
 - How the project relates to the theme "Triumph & Tragedy in History"
- A title page** with the process paper that includes:
 - Title of performance
 - Names of creator(s)
 - Division (junior or senior and group or individual)
 - Process paper word count
 - No other information (i.e., school, state, teacher, course)
 - Example:

<p>The Americans Are Very Strong</p> <p>Molly Doe and John Doe Junior Division Group Performance Process Paper Word Count: 465</p>



Read the full rules in the National History Day Contest Rule Book available at iowaculture.gov/nhd/projects

Website

Websites can display materials online, your own historical analysis as well as primary and secondary sources. Websites are interactive experiences where viewers can play music, look at a video or click on different links. Viewers can freely navigate and move through the website. Websites use color, images, fonts, documents, objects, graphics and design, as well as words, to tell your story.

Evaluation Criteria

Evaluation criteria rankings are made by a consensus reached by the judge team using the scale:
Superior — Excellent — Good — Needs Improvement

Historical Quality = 60%

- Entry is historically accurate
- Shows analysis and interpretation
- Places topic in historical context
- Shows wide research
- Use available primary sources
- Research is balanced

Relation to Theme = 20%

- Clearly relates topic to theme
- Demonstrates significance of topic in history and draws conclusions

Clarity of Presentation = 20%

- Website, written materials are original, clear, appropriate, organized and articulate
- Entry has visual impact, uses multimedia effectively and actively involves user

Rules and Requirements

General Rules

- Topic should clearly relate to the annual theme, "Triumph & Tragedy in History."
- You should only participate in one category and create an original project without improper assistance. Credit must be given properly when appropriate.
- You must abide by the rule prohibiting costumes and historical materials during the interview with judges.
- You must understand that using someone else's work without properly crediting it is plagiarism and will result in disqualification.

Website Requirements

- Website is original academic work made by you.
- Website must be created using the National History Day website editor: nhd.weebly.com
- Ensure your website URL is formatted as an 8-digit number followed by .nhd.weebly.com (Example: <http://37408014.nhd.weebly.com>)


- Website must include a homepage that includes:
 - Title
 - Your name(s)
 - Junior or Senior Division
 - Number of student-composed words on the website
 - Number of words in your process paper
 - Menu to access other pages of the website
- Website must have a page that contains your annotated bibliography.
- Website must have a page that contains your process paper.
- All pages must connect with links. You must check all links prior to the contest to ensure they work properly.
- The total amount of multimedia (music and video) on the website must not exceed 4 minutes in length.
- Website materials (pictures, primary sources, multimedia) should not be linked to another website.
- You must credit and cite all materials (pictures, sources, multimedia) where they are placed in the website and also in your annotated bibliography.
- You are required to test the website to ensure it can be viewed correctly using multiple browsers (Firefox, Chrome, Internet Explorer, etc.)

Judging and Interview Requirements

- Make all edits to your website by the lockout deadline. You will not be able to edit your website once the website is locked.
- Click the “publish” button by the lockout deadline. If you do not publish your website the judges will be unable to view it.

Written Materials

- Annotated bibliography** on your website that contains:
 - Complete list of all sources used separated by primary and secondary sources
 - Annotations for each source
- Process paper** on your website (500 words or fewer) that addresses:
 - How the topic was chosen
 - How research was conducted
 - Why the website category was selected
 - How the project was developed
 - How the project relates to the theme “Triumph & Tragedy in History”



Read the full rules in the National History Day Contest Rule Book available at iowaculture.gov/nhd/projects